



Control

New Survey

Instructions

Questions

Layout

Logoff

## Results

[Back to Survey Info](#)
[Back to Tabulate](#)

Filters Applied  
NONE - ALL record selected

### I teach:

Response	Num Responses	Raw %	Adjusted %		20	40	60	80
Primary Grades	10	33.33	33.33					
Upper Elementary Grades	3	10.00	10.00					
Middle School Grades	9	30.00	30.00					
Does Not Apply	8	26.67	26.67					
No Response	0	0.00						

Total Responses : 30

### I have been teaching:

Response	Num Responses	Raw %	Adjusted %		20	40	60	80
1-3 years	0	0.00	0.00					
4-6 years	4	13.33	13.33					
7-10 years	7	23.33	23.33					
11 years or more	12	40.00	40.00					
Does Not Apply	7	23.33	23.33					
No Response	0	0.00						

Total Responses : 30

### 1. I feel welcome at this school.

Response	Num Responses	Raw %	Adjusted %		20	40	60	80
Strongly Agree	20	66.67	66.67					
Agree	10	33.33	33.33					
Disagree	0	0.00	0.00					
Strongly Disagree	0	0.00	0.00					
Does Not Apply or Do Not Know	0	0.00	0.00					
No Response	0	0.00						

Total Responses : 30

### 2. My students feel welcome in my classroom.

Response	Num Responses	Raw %	Adjusted %		20	40	60	80
Strongly Agree	17	56.67	56.67					
Agree	9	30.00	30.00					
Disagree	0	0.00	0.00					
Strongly Disagree	0	0.00	0.00					
Does Not Apply or Do Not Know	4	13.33	13.33					
No Response	0	0.00						

Total Responses : 30

### 3. I feel safe at this school.

Response	Num Responses	Raw %	Adjusted %		20	40	60	80
Strongly Agree	18	60.00	60.00					
Agree	12	40.00	40.00					

Disagree	0	0.00	0.00	
Strongly Disagree	0	0.00	0.00	
Does Not Apply or Do Not Know	0	0.00	0.00	
No Response	0	0.00		

Total Responses : 30

**4. I am satisfied with the way that administration handles my problems.**

Response	Num Responses	Raw %	Adjusted %	
Strongly Agree	14	46.67	46.67	
Agree	15	50.00	50.00	
Disagree	1	3.33	3.33	
Strongly Disagree	0	0.00	0.00	
Does Not Apply or Do Not Know	0	0.00	0.00	
No Response	0	0.00		

Total Responses : 30

**5. My students can count on me to listen to their side of the story and be fair.**

Response	Num Responses	Raw %	Adjusted %	
Strongly Agree	21	70.00	70.00	
Agree	5	16.67	16.67	
Disagree	0	0.00	0.00	
Strongly Disagree	0	0.00	0.00	
Does Not Apply or Do Not Know	4	13.33	13.33	
No Response	0	0.00		

Total Responses : 30

**6. I am treated with respect by the teachers in this school.**

Response	Num Responses	Raw %	Adjusted %	
Strongly Agree	15	50.00	50.00	
Agree	13	43.33	43.33	
Disagree	2	6.67	6.67	
Strongly Disagree	0	0.00	0.00	
Does Not Apply or Do Not Know	0	0.00	0.00	
No Response	0	0.00		

Total Responses : 30

**7. I am treated with respect by Mr. Brownfield.**

Response	Num Responses	Raw %	Adjusted %	
Strongly Agree	18	60.00	60.00	
Agree	11	36.67	36.67	
Disagree	0	0.00	0.00	
Strongly Disagree	0	0.00	0.00	
Does Not Apply or Do Not Know	1	3.33	3.33	
No Response	0	0.00		

Total Responses : 30

**8. I am treated with respect by Mr. Carner.**

Response	Num Responses	Raw %	Adjusted %	
Strongly Agree	20	66.67	66.67	
Agree	9	30.00	30.00	
Disagree	1	3.33	3.33	

Strongly Disagree	0	0.00	0.00	
Does Not Apply or Do Not Know	0	0.00	0.00	
No Response	0	0.00		

Total Responses : 30

**9. I am treated with respect by the people who work in the cafeteria.**

Response	Num Responses	Raw %	Adjusted %	
Strongly Agree	17	56.67	56.67	
Agree	10	33.33	33.33	
Disagree	0	0.00	0.00	
Strongly Disagree	0	0.00	0.00	
Does Not Apply or Do Not Know	3	10.00	10.00	
No Response	0	0.00		

Total Responses : 30

**10. I am treated with respect by the people who work in the office.**

Response	Num Responses	Raw %	Adjusted %	
Strongly Agree	25	83.33	83.33	
Agree	5	16.67	16.67	
Disagree	0	0.00	0.00	
Strongly Disagree	0	0.00	0.00	
Does Not Apply or Do Not Know	0	0.00	0.00	
No Response	0	0.00		

Total Responses : 30

**11. I am treated with respect by the school nurses.**

Response	Num Responses	Raw %	Adjusted %	
Strongly Agree	19	63.33	63.33	
Agree	10	33.33	33.33	
Disagree	0	0.00	0.00	
Strongly Disagree	0	0.00	0.00	
Does Not Apply or Do Not Know	1	3.33	3.33	
No Response	0	0.00		

Total Responses : 30

**12. I am treated with respect by the teachers in the mobile unit.**

Response	Num Responses	Raw %	Adjusted %	
Strongly Agree	11	36.67	36.67	
Agree	14	46.67	46.67	
Disagree	3	10.00	10.00	
Strongly Disagree	0	0.00	0.00	
Does Not Apply or Do Not Know	2	6.67	6.67	
No Response	0	0.00		

Total Responses : 30

**13. I am treated with respect by the school psychologist (Dr. Joe Rocchio).**

Response	Num Responses	Raw %	Adjusted %	
Strongly Agree	17	56.67	56.67	
Agree	11	36.67	36.67	
Disagree	0	0.00	0.00	
Strongly Disagree	0	0.00	0.00	

Does Not Apply or Do Not Know	2	6.67	6.67	
No Response	0	0.00		

Total Responses : 30

**14. I am treated with respect by the classroom aides.**

Response	Num Responses	Raw %	Adjusted %	
Strongly Agree	17	56.67	56.67	
Agree	12	40.00	40.00	
Disagree	0	0.00	0.00	
Strongly Disagree	0	0.00	0.00	
Does Not Apply or Do Not Know	1	3.33	3.33	
No Response	0	0.00		

Total Responses : 30

**15. I am treated with respect by the specialist teachers (Music, Art, Gym, Spanish, Computer, Library, Mrs. Vitale).**

Response	Num Responses	Raw %	Adjusted %	
Strongly Agree	16	53.33	53.33	
Agree	13	43.33	43.33	
Disagree	0	0.00	0.00	
Strongly Disagree	0	0.00	0.00	
Does Not Apply or Do Not Know	1	3.33	3.33	
No Response	0	0.00		

Total Responses : 30

**16. I am treated with respect by the students at this school.**

Response	Num Responses	Raw %	Adjusted %	
Strongly Agree	8	26.67	26.67	
Agree	20	66.67	66.67	
Disagree	2	6.67	6.67	
Strongly Disagree	0	0.00	0.00	
Does Not Apply or Do Not Know	0	0.00	0.00	
No Response	0	0.00		

Total Responses : 30

**17. I am happy with the way that students behave in class.**

Response	Num Responses	Raw %	Adjusted %	
Strongly Agree	3	10.00	10.00	
Agree	22	73.33	73.33	
Disagree	1	3.33	3.33	
Strongly Disagree	0	0.00	0.00	
Does Not Apply or Do Not Know	4	13.33	13.33	
No Response	0	0.00		

Total Responses : 30

**18. I am happy with the way that students behave in school.**

Response	Num Responses	Raw %	Adjusted %	
Strongly Agree	2	6.67	6.90	
Agree	21	70.00	72.41	
Disagree	6	20.00	20.69	
Strongly Disagree	0	0.00	0.00	
Does Not Apply or Do Not Know	0	0.00	0.00	

No Response	1	3.33		
-------------	---	------	--	--

Total Responses : 30

**19. I am happy with the way that school rules are enforced.**

Response	Num Responses	Raw %	Adjusted %	20	40	60	80
Strongly Agree	5	16.67	16.67				
Agree	19	63.33	63.33				
Disagree	4	13.33	13.33				
Strongly Disagree	1	3.33	3.33				
Does Not Apply or Do Not Know	1	3.33	3.33				
No Response	0	0.00					

Total Responses : 30

**20. I am happy with how well students do what is expected without being told.**

Response	Num Responses	Raw %	Adjusted %	20	40	60	80
Strongly Agree	0	0.00	0.00				
Agree	20	66.67	66.67				
Disagree	7	23.33	23.33				
Strongly Disagree	0	0.00	0.00				
Does Not Apply or Do Not Know	3	10.00	10.00				
No Response	0	0.00					

Total Responses : 30

**21. I like this school.**

Response	Num Responses	Raw %	Adjusted %	20	40	60	80
Strongly Agree	21	70.00	70.00				
Agree	9	30.00	30.00				
Disagree	0	0.00	0.00				
Strongly Disagree	0	0.00	0.00				
Does Not Apply or Do Not Know	0	0.00	0.00				
No Response	0	0.00					

Total Responses : 30

**22. I think that this is a good school.**

Response	Num Responses	Raw %	Adjusted %	20	40	60	80
Strongly Agree	22	73.33	73.33				
Agree	8	26.67	26.67				
Disagree	0	0.00	0.00				
Strongly Disagree	0	0.00	0.00				
Does Not Apply or Do Not Know	0	0.00	0.00				
No Response	0	0.00					

Total Responses : 30

**23. I am happy with the way students treat each other.**

Response	Num Responses	Raw %	Adjusted %	20	40	60	80
Strongly Agree	1	3.33	3.33				
Agree	20	66.67	66.67				
Disagree	9	30.00	30.00				
Strongly Disagree	0	0.00	0.00				
Does Not Apply or Do Not Know	0	0.00	0.00				
No Response	0	0.00					

Total Responses : 30

**24. It's easy for my students to make friends at this school.**

Response	Num Responses	Raw %	Adjusted %	
Strongly Agree	0	0.00	0.00	
Agree	20	66.67	66.67	
Disagree	4	13.33	13.33	
Strongly Disagree	0	0.00	0.00	
Does Not Apply or Do Not Know	6	20.00	20.00	
No Response	0	0.00		

Total Responses : 30

**25. I am involved in a St. Albert the Great School extra-curricular activity (music, drama, sports, Pow of the Pen, yearbook, Geography Bee, Classroom of Champions, Morning Show, etc.).**

Response	Num Responses	Raw %	Adjusted %	
Yes	16	53.33	53.33	
No	14	46.67	46.67	
No Response	0	0.00		

Total Responses : 30

**26. I am happy with the number of extra-curricular activities I can participate in.**

Response	Num Responses	Raw %	Adjusted %	
Strongly Agree	6	20.00	20.69	
Agree	13	43.33	44.83	
Disagree	0	0.00	0.00	
Strongly Disagree	1	3.33	3.45	
Does Not Apply or Do Not Know	9	30.00	31.03	
No Response	1	3.33		

Total Responses : 30

**27. I am happy with the amount that students can plan and take part in school events and activities.**

Response	Num Responses	Raw %	Adjusted %	
Strongly Agree	7	23.33	23.33	
Agree	17	56.67	56.67	
Disagree	1	3.33	3.33	
Strongly Disagree	0	0.00	0.00	
Does Not Apply or Do Not Know	5	16.67	16.67	
No Response	0	0.00		

Total Responses : 30

**28. My classes challenge my students.**

Response	Num Responses	Raw %	Adjusted %	
Strongly Agree	11	36.67	36.67	
Agree	12	40.00	40.00	
Disagree	0	0.00	0.00	
Strongly Disagree	0	0.00	0.00	
Does Not Apply or Do Not Know	7	23.33	23.33	
No Response	0	0.00		

Total Responses : 30

**29. My classes meet the needs of my students.**

Response	Num Responses	Raw %	Adjusted %	
Strongly Agree	9	30.00	30.00	
Agree	14	46.67	46.67	

Disagree	0	0.00	0.00	
Strongly Disagree	0	0.00	0.00	
Does Not Apply or Do Not Know	7	23.33	23.33	
No Response	0	0.00		

Total Responses : 30

**30. My students have opportunities to choose their own projects.**

Response	Num Responses	Raw %	Adjusted %	
Strongly Agree	5	16.67	17.24	
Agree	7	23.33	24.14	
Disagree	5	16.67	17.24	
Strongly Disagree	0	0.00	0.00	
Does Not Apply or Do Not Know	12	40.00	41.38	
No Response	1	3.33		

Total Responses : 30

**31. My students feel like they are in charge of what they learn.**

Response	Num Responses	Raw %	Adjusted %	
Strongly Agree	3	10.00	10.00	
Agree	13	43.33	43.33	
Disagree	5	16.67	16.67	
Strongly Disagree	0	0.00	0.00	
Does Not Apply or Do Not Know	9	30.00	30.00	
No Response	0	0.00		

Total Responses : 30

**32. I make an effort to show my students another way to learn the material if they don't understand the first time.**

Response	Num Responses	Raw %	Adjusted %	
Strongly Agree	12	40.00	40.00	
Agree	11	36.67	36.67	
Disagree	0	0.00	0.00	
Strongly Disagree	0	0.00	0.00	
Does Not Apply or Do Not Know	7	23.33	23.33	
No Response	0	0.00		

Total Responses : 30

**33. My students understand how to apply what they learn at school to real-life situations.**

Response	Num Responses	Raw %	Adjusted %	
Strongly Agree	7	23.33	23.33	
Agree	16	53.33	53.33	
Disagree	1	3.33	3.33	
Strongly Disagree	0	0.00	0.00	
Does Not Apply or Do Not Know	6	20.00	20.00	
No Response	0	0.00		

Total Responses : 30

**34. My students feel successful at this school.**

Response	Num Responses	Raw %	Adjusted %	
Strongly Agree	10	33.33	33.33	
Agree	12	40.00	40.00	
Disagree	1	3.33	3.33	

Strongly Disagree	0	0.00	0.00	
Does Not Apply or Do Not Know	7	23.33	23.33	
No Response	0	0.00		

Total Responses : 30

**35. This school is preparing my students for high school.**

Response	Num Responses	Raw %	Adjusted %	
Strongly Agree	16	53.33	53.33	
Agree	9	30.00	30.00	
Disagree	0	0.00	0.00	
Strongly Disagree	0	0.00	0.00	
Does Not Apply or Do Not Know	5	16.67	16.67	
No Response	0	0.00		

Total Responses : 30

**36. Homework helps my students to learn.**

Response	Num Responses	Raw %	Adjusted %	
Strongly Agree	10	33.33	33.33	
Agree	10	33.33	33.33	
Disagree	3	10.00	10.00	
Strongly Disagree	0	0.00	0.00	
Does Not Apply or Do Not Know	7	23.33	23.33	
No Response	0	0.00		

Total Responses : 30

**37. There is an appropriate amount of project work.**

Response	Num Responses	Raw %	Adjusted %	
Strongly Agree	4	13.33	13.33	
Agree	16	53.33	53.33	
Disagree	1	3.33	3.33	
Strongly Disagree	0	0.00	0.00	
Does Not Apply or Do Not Know	9	30.00	30.00	
No Response	0	0.00		

Total Responses : 30

**38. Projects require too much help from parents.**

Response	Num Responses	Raw %	Adjusted %	
Strongly Agree	2	6.67	6.90	
Agree	6	20.00	20.69	
Disagree	11	36.67	37.93	
Strongly Disagree	2	6.67	6.90	
Does Not Apply or Do Not Know	8	26.67	27.59	
No Response	1	3.33		

Total Responses : 30

**39. I encourage my students to work to the best of their ability.**

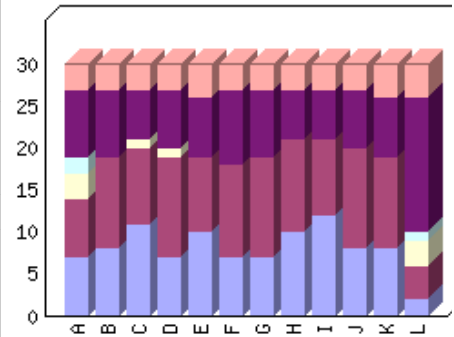
Response	Num Responses	Raw %	Adjusted %	
Strongly Agree	14	46.67	46.67	
Agree	11	36.67	36.67	
Disagree	0	0.00	0.00	
Strongly Disagree	0	0.00	0.00	

Does Not Apply or Do Not Know	5	16.67	16.67	
No Response	0	0.00		

Total Responses : 30

40. My students have learned new and useful things in:

Category	Strongly Agree	Agree	Disagree	Strongly Disagree	Does Not Apply or Do Not Know	NR	Legend
Art	7	7	3	2	8	3	A
Computer	8	11	0	0	8	3	B
Language Arts / English	11	9	1	0	6	3	C
Library Skills	7	12	1	0	7	3	D
Mathematics	10	9	0	0	7	4	E
Music	7	11	0	0	9	3	F
Physical Education	7	12	0	0	8	3	G
Reading / Literature	10	11	0	0	6	3	H
Religion	12	9	0	0	6	3	I
Science / Health	8	12	0	0	7	3	J
Social Studies	8	11	0	0	7	4	K
Spanish	2	4	3	1	16	4	L
Color							



Total Responses : 30

Art

Response	Num Responses	Raw %	Adjusted %	
Strongly Agree	7	23.33	25.93	
Agree	7	23.33	25.93	
Disagree	3	10.00	11.11	
Strongly Disagree	2	6.67	7.41	
Does Not Apply or Do Not Know	8	26.67	29.63	
No Response	3	10.00		

Total Responses : 30

Computer

Response	Num Responses	Raw %	Adjusted %	
Strongly Agree	8	26.67	29.63	
Agree	11	36.67	40.74	
Disagree	0	0.00	0.00	
Strongly Disagree	0	0.00	0.00	
Does Not Apply or Do Not Know	8	26.67	29.63	
No Response	3	10.00		

Total Responses : 30

Language Arts / English

Response	Num Responses	Raw %	Adjusted %	
----------	---------------	-------	------------	--

<b>Strongly Agree</b>	11	36.67	40.74		
<b>Agree</b>	9	30.00	33.33		
<b>Disagree</b>	1	3.33	3.70		
<b>Strongly Disagree</b>	0	0.00	0.00		
<b>Does Not Apply or Do Not Know</b>	6	20.00	22.22		
<b>No Response</b>	3	10.00			

Total Responses : 30

**Library Skills**

Response	Num Responses	Raw %	Adjusted %		
<b>Strongly Agree</b>	7	23.33	25.93		
<b>Agree</b>	12	40.00	44.44		
<b>Disagree</b>	1	3.33	3.70		
<b>Strongly Disagree</b>	0	0.00	0.00		
<b>Does Not Apply or Do Not Know</b>	7	23.33	25.93		
<b>No Response</b>	3	10.00			

Total Responses : 30

**Mathematics**

Response	Num Responses	Raw %	Adjusted %		
<b>Strongly Agree</b>	10	33.33	38.46		
<b>Agree</b>	9	30.00	34.62		
<b>Disagree</b>	0	0.00	0.00		
<b>Strongly Disagree</b>	0	0.00	0.00		
<b>Does Not Apply or Do Not Know</b>	7	23.33	26.92		
<b>No Response</b>	4	13.33			

Total Responses : 30

**Music**

Response	Num Responses	Raw %	Adjusted %		
<b>Strongly Agree</b>	7	23.33	25.93		
<b>Agree</b>	11	36.67	40.74		
<b>Disagree</b>	0	0.00	0.00		
<b>Strongly Disagree</b>	0	0.00	0.00		
<b>Does Not Apply or Do Not Know</b>	9	30.00	33.33		
<b>No Response</b>	3	10.00			

Total Responses : 30

**Physical Education**

Response	Num Responses	Raw %	Adjusted %		
<b>Strongly Agree</b>	7	23.33	25.93		
<b>Agree</b>	12	40.00	44.44		
<b>Disagree</b>	0	0.00	0.00		
<b>Strongly Disagree</b>	0	0.00	0.00		
<b>Does Not Apply or Do Not Know</b>	8	26.67	29.63		
<b>No Response</b>	3	10.00			

Total Responses : 30

**Reading / Literature**

Response	Num Responses	Raw %	Adjusted %		
<b>Strongly Agree</b>	10	33.33	37.04		

Agree	11	36.67	40.74		
Disagree	0	0.00	0.00		
Strongly Disagree	0	0.00	0.00		
Does Not Apply or Do Not Know	6	20.00	22.22		
No Response	3	10.00			

Total Responses : 30

**Religion**

Response	Num Responses	Raw %	Adjusted %		20	40	60	80
Strongly Agree	12	40.00	44.44					
Agree	9	30.00	33.33					
Disagree	0	0.00	0.00					
Strongly Disagree	0	0.00	0.00					
Does Not Apply or Do Not Know	6	20.00	22.22					
No Response	3	10.00						

Total Responses : 30

**Science / Health**

Response	Num Responses	Raw %	Adjusted %		20	40	60	80
Strongly Agree	8	26.67	29.63					
Agree	12	40.00	44.44					
Disagree	0	0.00	0.00					
Strongly Disagree	0	0.00	0.00					
Does Not Apply or Do Not Know	7	23.33	25.93					
No Response	3	10.00						

Total Responses : 30

**Social Studies**

Response	Num Responses	Raw %	Adjusted %		20	40	60	80
Strongly Agree	8	26.67	30.77					
Agree	11	36.67	42.31					
Disagree	0	0.00	0.00					
Strongly Disagree	0	0.00	0.00					
Does Not Apply or Do Not Know	7	23.33	26.92					
No Response	4	13.33						

Total Responses : 30

**Spanish**

Response	Num Responses	Raw %	Adjusted %		20	40	60	80
Strongly Agree	2	6.67	7.69					
Agree	4	13.33	15.38					
Disagree	3	10.00	11.54					
Strongly Disagree	1	3.33	3.85					
Does Not Apply or Do Not Know	16	53.33	61.54					
No Response	4	13.33						

Total Responses : 30

**41. It is easy for me to use the school library.**

Response	Num Responses	Raw %	Adjusted %		20	40	60	80
Strongly Agree	13	43.33	43.33					
Agree	14	46.67	46.67					

Disagree	0	0.00	0.00	
Strongly Disagree	0	0.00	0.00	
Does Not Apply or Do Not Know	3	10.00	10.00	
No Response	0	0.00		

Total Responses : 30

**42. It is easy for me to use the school computer lab.**

Response	Num Responses	Raw %	Adjusted %	
Strongly Agree	11	36.67	36.67	
Agree	11	36.67	36.67	
Disagree	1	3.33	3.33	
Strongly Disagree	0	0.00	0.00	
Does Not Apply or Do Not Know	7	23.33	23.33	
No Response	0	0.00		

Total Responses : 30

**43. I am happy with the selection of books and other materials in the school library.**

Response	Num Responses	Raw %	Adjusted %	
Strongly Agree	9	30.00	30.00	
Agree	18	60.00	60.00	
Disagree	0	0.00	0.00	
Strongly Disagree	0	0.00	0.00	
Does Not Apply or Do Not Know	3	10.00	10.00	
No Response	0	0.00		

Total Responses : 30

**44. The school grounds are kept clean.**

Response	Num Responses	Raw %	Adjusted %	
Strongly Agree	21	70.00	70.00	
Agree	9	30.00	30.00	
Disagree	0	0.00	0.00	
Strongly Disagree	0	0.00	0.00	
Does Not Apply or Do Not Know	0	0.00	0.00	
No Response	0	0.00		

Total Responses : 30

**45. The school buildings are kept clean and in good repair.**

Response	Num Responses	Raw %	Adjusted %	
Strongly Agree	21	70.00	70.00	
Agree	9	30.00	30.00	
Disagree	0	0.00	0.00	
Strongly Disagree	0	0.00	0.00	
Does Not Apply or Do Not Know	0	0.00	0.00	
No Response	0	0.00		

Total Responses : 30

**46. The classroom supplies and materials help my students learn.**

Response	Num Responses	Raw %	Adjusted %	
Strongly Agree	13	43.33	43.33	
Agree	14	46.67	46.67	
Disagree	0	0.00	0.00	

Strongly Disagree	0	0.00	0.00	
Does Not Apply or Do Not Know	3	10.00	10.00	
No Response	0	0.00		

Total Responses : 30

**47. In general, I am happy about the school buildings, supplies, and upkeep at my school.**

Response	Num Responses	Raw %	Adjusted %	
Strongly Agree	21	70.00	70.00	
Agree	9	30.00	30.00	
Disagree	0	0.00	0.00	
Strongly Disagree	0	0.00	0.00	
Does Not Apply or Do Not Know	0	0.00	0.00	
No Response	0	0.00		

Total Responses : 30

**48. Students of this school obtain a good understanding of their Catholic faith.**

Response	Num Responses	Raw %	Adjusted %	
Strongly Agree	14	46.67	46.67	
Agree	13	43.33	43.33	
Disagree	1	3.33	3.33	
Strongly Disagree	0	0.00	0.00	
Does Not Apply or Do Not Know	2	6.67	6.67	
No Response	0	0.00		

Total Responses : 30

**49. Being a Catholic school is important to everyone at this school: students, parents, faculty and administration.**

Response	Num Responses	Raw %	Adjusted %	
Strongly Agree	11	36.67	36.67	
Agree	18	60.00	60.00	
Disagree	0	0.00	0.00	
Strongly Disagree	0	0.00	0.00	
Does Not Apply or Do Not Know	1	3.33	3.33	
No Response	0	0.00		

Total Responses : 30

**50. Our school is preparing students to be good Catholics.**

Response	Num Responses	Raw %	Adjusted %	
Strongly Agree	11	36.67	36.67	
Agree	17	56.67	56.67	
Disagree	1	3.33	3.33	
Strongly Disagree	0	0.00	0.00	
Does Not Apply or Do Not Know	1	3.33	3.33	
No Response	0	0.00		

Total Responses : 30

**51. The school liturgies are helpful and meaningful for the students.**

Response	Num Responses	Raw %	Adjusted %	
Strongly Agree	7	23.33	23.33	
Agree	18	60.00	60.00	
Disagree	1	3.33	3.33	
Strongly Disagree	0	0.00	0.00	

Does Not Apply or Do Not Know	4	13.33	13.33	
No Response	0	0.00		

Total Responses : 30

**52. At this school, students have the opportunity to talk to adults about their beliefs and values.**

Response	Num Responses	Raw %	Adjusted %	
Strongly Agree	7	23.33	23.33	
Agree	19	63.33	63.33	
Disagree	0	0.00	0.00	
Strongly Disagree	0	0.00	0.00	
Does Not Apply or Do Not Know	4	13.33	13.33	
No Response	0	0.00		

Total Responses : 30

**53. Religion class is seen as important by the students of this school.**

Response	Num Responses	Raw %	Adjusted %	
Strongly Agree	4	13.33	13.33	
Agree	16	53.33	53.33	
Disagree	2	6.67	6.67	
Strongly Disagree	0	0.00	0.00	
Does Not Apply or Do Not Know	8	26.67	26.67	
No Response	0	0.00		

Total Responses : 30

**54. Religion class is seen as important by the parents of this school.**

Response	Num Responses	Raw %	Adjusted %	
Strongly Agree	9	30.00	30.00	
Agree	16	53.33	53.33	
Disagree	0	0.00	0.00	
Strongly Disagree	0	0.00	0.00	
Does Not Apply or Do Not Know	5	16.67	16.67	
No Response	0	0.00		

Total Responses : 30

**55. Religion class is seen as important by the faculty of this school.**

Response	Num Responses	Raw %	Adjusted %	
Strongly Agree	7	23.33	23.33	
Agree	18	60.00	60.00	
Disagree	1	3.33	3.33	
Strongly Disagree	0	0.00	0.00	
Does Not Apply or Do Not Know	4	13.33	13.33	
No Response	0	0.00		

Total Responses : 30

**56. I believe that the school follows its' mission.**

Response	Num Responses	Raw %	Adjusted %	
Strongly Agree	9	30.00	31.03	
Agree	19	63.33	65.52	
Disagree	0	0.00	0.00	
Strongly Disagree	0	0.00	0.00	
Does Not Apply or Do Not Know	1	3.33	3.45	

No Response	1	3.33		
-------------	---	------	--	--

Total Responses : 30

**57. I am pleased with the overall direction of the school.**

Response	Num Responses	Raw %	Adjusted %		20	40	60	80
Strongly Agree	13	43.33	43.33					
Agree	16	53.33	53.33					
Disagree	0	0.00	0.00					
Strongly Disagree	0	0.00	0.00					
Does Not Apply or Do Not Know	1	3.33	3.33					
No Response	0	0.00						

Total Responses : 30

**58. I am aware that the school created a school improvement plan in 2006 and is currently following it**

Response	Num Responses	Raw %	Adjusted %		20	40	60	80
Strongly Agree	11	36.67	36.67					
Agree	18	60.00	60.00					
Disagree	0	0.00	0.00					
Strongly Disagree	0	0.00	0.00					
Does Not Apply or Do Not Know	1	3.33	3.33					
No Response	0	0.00						

Total Responses : 30

**59. My students evaluate their own written work according to a teacher provided rubric.**

Response	Num Responses	Raw %	Adjusted %		20	40	60	80
Strongly Agree	3	10.00	10.00					
Agree	9	30.00	30.00					
Disagree	7	23.33	23.33					
Strongly Disagree	0	0.00	0.00					
Does Not Apply or Do Not Know	11	36.67	36.67					
No Response	0	0.00						

Total Responses : 30

**60. My students know how to edit written work.**

Response	Num Responses	Raw %	Adjusted %		20	40	60	80
Strongly Agree	2	6.67	6.67					
Agree	11	36.67	36.67					
Disagree	4	13.33	13.33					
Strongly Disagree	0	0.00	0.00					
Does Not Apply or Do Not Know	13	43.33	43.33					
No Response	0	0.00						

Total Responses : 30

**61. My students edit other classmate's written work.**

Response	Num Responses	Raw %	Adjusted %		20	40	60	80
Strongly Agree	2	6.67	6.67					
Agree	7	23.33	23.33					
Disagree	4	13.33	13.33					
Strongly Disagree	1	3.33	3.33					
Does Not Apply or Do Not Know	16	53.33	53.33					
No Response	0	0.00						

Total Responses : 30

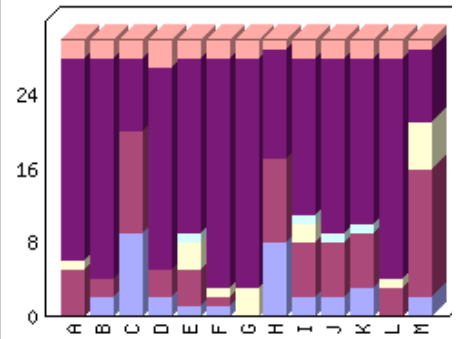
**62. My students select work to be placed in their writing portfolios.**

Response	Num Responses	Raw %	Adjusted %	
Strongly Agree	0	0.00	0.00	
Agree	5	16.67	17.24	
Disagree	6	20.00	20.69	
Strongly Disagree	0	0.00	0.00	
Does Not Apply or Do Not Know	18	60.00	62.07	
No Response	1	3.33		

Total Responses : 30

**63. This school year, my students have used the writing process and completed a final written product**

Category	Strongly Agree	Agree	Disagree	Strongly Disagree	Does Not Apply or Do Not Know	NR	Legend
Art	0	5	1	0	22	2	A
Computer	2	2	0	0	24	2	B
Language Arts / English	9	11	0	0	8	2	C
Library Skills	2	3	0	0	22	3	D
Mathematics	1	4	3	1	19	2	E
Music	1	1	1	0	25	2	F
Physical Education	0	0	3	0	25	2	G
Reading / Literature	8	9	0	0	12	1	H
Religion	2	6	2	1	17	2	I
Science	2	6	0	1	19	2	J
Social Studies	3	6	0	1	18	2	K
Spanish	0	3	1	0	24	2	L
64. My students know and understand what Catholic social justice teachings are.	2	14	5	0	8	1	M
Color							



Total Responses : 30

**Art**

Response	Num Responses	Raw %	Adjusted %	
Strongly Agree	0	0.00	0.00	
Agree	5	16.67	17.86	
Disagree	1	3.33	3.57	
Strongly Disagree	0	0.00	0.00	
Does Not Apply or Do Not Know	22	73.33	78.57	

No Response	2	6.67		
-------------	---	------	--	--

Total Responses : 30

**Computer**

Response	Num Responses	Raw %	Adjusted %	
Strongly Agree	2	6.67	7.14	
Agree	2	6.67	7.14	
Disagree	0	0.00	0.00	
Strongly Disagree	0	0.00	0.00	
Does Not Apply or Do Not Know	24	80.00	85.71	
No Response	2	6.67		

Total Responses : 30

**Language Arts / English**

Response	Num Responses	Raw %	Adjusted %	
Strongly Agree	9	30.00	32.14	
Agree	11	36.67	39.29	
Disagree	0	0.00	0.00	
Strongly Disagree	0	0.00	0.00	
Does Not Apply or Do Not Know	8	26.67	28.57	
No Response	2	6.67		

Total Responses : 30

**Library Skills**

Response	Num Responses	Raw %	Adjusted %	
Strongly Agree	2	6.67	7.41	
Agree	3	10.00	11.11	
Disagree	0	0.00	0.00	
Strongly Disagree	0	0.00	0.00	
Does Not Apply or Do Not Know	22	73.33	81.48	
No Response	3	10.00		

Total Responses : 30

**Mathematics**

Response	Num Responses	Raw %	Adjusted %	
Strongly Agree	1	3.33	3.57	
Agree	4	13.33	14.29	
Disagree	3	10.00	10.71	
Strongly Disagree	1	3.33	3.57	
Does Not Apply or Do Not Know	19	63.33	67.86	
No Response	2	6.67		

Total Responses : 30

**Music**

Response	Num Responses	Raw %	Adjusted %	
Strongly Agree	1	3.33	3.57	
Agree	1	3.33	3.57	
Disagree	1	3.33	3.57	
Strongly Disagree	0	0.00	0.00	
Does Not Apply or Do Not Know	25	83.33	89.29	
No Response	2	6.67		

Total Responses : 30

**Physical Education**

Response	Num Responses	Raw %	Adjusted %	
Strongly Agree	0	0.00	0.00	
Agree	0	0.00	0.00	
Disagree	3	10.00	10.71	
Strongly Disagree	0	0.00	0.00	
Does Not Apply or Do Not Know	25	83.33	89.29	
No Response	2	6.67		

Total Responses : 30

**Reading / Literature**

Response	Num Responses	Raw %	Adjusted %	
Strongly Agree	8	26.67	27.59	
Agree	9	30.00	31.03	
Disagree	0	0.00	0.00	
Strongly Disagree	0	0.00	0.00	
Does Not Apply or Do Not Know	12	40.00	41.38	
No Response	1	3.33		

Total Responses : 30

**Religion**

Response	Num Responses	Raw %	Adjusted %	
Strongly Agree	2	6.67	7.14	
Agree	6	20.00	21.43	
Disagree	2	6.67	7.14	
Strongly Disagree	1	3.33	3.57	
Does Not Apply or Do Not Know	17	56.67	60.71	
No Response	2	6.67		

Total Responses : 30

**Science**

Response	Num Responses	Raw %	Adjusted %	
Strongly Agree	2	6.67	7.14	
Agree	6	20.00	21.43	
Disagree	0	0.00	0.00	
Strongly Disagree	1	3.33	3.57	
Does Not Apply or Do Not Know	19	63.33	67.86	
No Response	2	6.67		

Total Responses : 30

**Social Studies**

Response	Num Responses	Raw %	Adjusted %	
Strongly Agree	3	10.00	10.71	
Agree	6	20.00	21.43	
Disagree	0	0.00	0.00	
Strongly Disagree	1	3.33	3.57	
Does Not Apply or Do Not Know	18	60.00	64.29	
No Response	2	6.67		

Total Responses : 30

**Spanish**

Response	Num Responses	Raw %	Adjusted %	
Strongly Agree	0	0.00	0.00	
Agree	3	10.00	10.71	
Disagree	1	3.33	3.57	
Strongly Disagree	0	0.00	0.00	
Does Not Apply or Do Not Know	24	80.00	85.71	
No Response	2	6.67		

Total Responses : 30

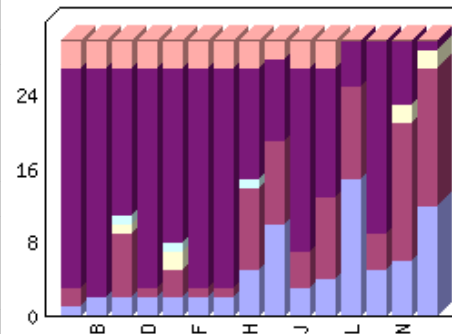
64. My students know and understand what Catholic social justice teachings are.

Response	Num Responses	Raw %	Adjusted %	
Strongly Agree	2	6.67	6.90	
Agree	14	46.67	48.28	
Disagree	5	16.67	17.24	
Strongly Disagree	0	0.00	0.00	
Does Not Apply or Do Not Know	8	26.67	27.59	
No Response	1	3.33		

Total Responses : 30

65. We discuss Catholic social justice principles in:

Category	Strongly Agree	Agree	Disagree	Strongly Disagree	Does Not Apply or Do Not Know	NR	Legend
Art	1	2	0	0	24	3	A
Computer	2	0	0	0	25	3	B
Language Arts / English	2	7	1	1	16	3	C
Library Skills	2	1	0	0	24	3	D
Mathematics	2	3	2	1	19	3	E
Music	2	1	0	0	24	3	F
Physical Education	2	1	0	0	24	3	G
Reading / Literature	5	9	0	1	12	3	H
Religion	10	9	0	0	9	2	I
Science	3	4	0	0	20	3	J
Social Studies	4	9	0	0	14	3	K
66. I teach my students that serving others is an important part of being Catholic.	15	10	0	0	5	0	L
67. I listen to my student's opinions when planning service	5	4	0	0	21	0	M



projects.							
68. My students enjoy serving others.	6	15	2	0	7	0	N
69. This school promotes serving others.	12	15	2	0	1	0	O
Color							

Total Responses : 30

**Art**

Response	Num Responses	Raw %	Adjusted %	
Strongly Agree	1	3.33	3.70	
Agree	2	6.67	7.41	
Disagree	0	0.00	0.00	
Strongly Disagree	0	0.00	0.00	
Does Not Apply or Do Not Know	24	80.00	88.89	
No Response	3	10.00		

Total Responses : 30

**Computer**

Response	Num Responses	Raw %	Adjusted %	
Strongly Agree	2	6.67	7.41	
Agree	0	0.00	0.00	
Disagree	0	0.00	0.00	
Strongly Disagree	0	0.00	0.00	
Does Not Apply or Do Not Know	25	83.33	92.59	
No Response	3	10.00		

Total Responses : 30

**Language Arts / English**

Response	Num Responses	Raw %	Adjusted %	
Strongly Agree	2	6.67	7.41	
Agree	7	23.33	25.93	
Disagree	1	3.33	3.70	
Strongly Disagree	1	3.33	3.70	
Does Not Apply or Do Not Know	16	53.33	59.26	
No Response	3	10.00		

Total Responses : 30

**Library Skills**

Response	Num Responses	Raw %	Adjusted %	
Strongly Agree	2	6.67	7.41	
Agree	1	3.33	3.70	
Disagree	0	0.00	0.00	
Strongly Disagree	0	0.00	0.00	
Does Not Apply or Do Not Know	24	80.00	88.89	
No Response	3	10.00		

Total Responses : 30

**Mathematics**

Response	Num Responses	Raw %	Adjusted %	
Strongly Agree	2	6.67	7.41	
Agree	3	10.00	11.11	
Disagree	2	6.67	7.41	
Strongly Disagree	1	3.33	3.70	
Does Not Apply or Do Not Know	19	63.33	70.37	
No Response	3	10.00		

Total Responses : 30

**Music**

Response	Num Responses	Raw %	Adjusted %	
Strongly Agree	2	6.67	7.41	
Agree	1	3.33	3.70	
Disagree	0	0.00	0.00	
Strongly Disagree	0	0.00	0.00	
Does Not Apply or Do Not Know	24	80.00	88.89	
No Response	3	10.00		

Total Responses : 30

**Physical Education**

Response	Num Responses	Raw %	Adjusted %	
Strongly Agree	2	6.67	7.41	
Agree	1	3.33	3.70	
Disagree	0	0.00	0.00	
Strongly Disagree	0	0.00	0.00	
Does Not Apply or Do Not Know	24	80.00	88.89	
No Response	3	10.00		

Total Responses : 30

**Reading / Literature**

Response	Num Responses	Raw %	Adjusted %	
Strongly Agree	5	16.67	18.52	
Agree	9	30.00	33.33	
Disagree	0	0.00	0.00	
Strongly Disagree	1	3.33	3.70	
Does Not Apply or Do Not Know	12	40.00	44.44	
No Response	3	10.00		

Total Responses : 30

**Religion**

Response	Num Responses	Raw %	Adjusted %	
Strongly Agree	10	33.33	35.71	
Agree	9	30.00	32.14	
Disagree	0	0.00	0.00	
Strongly Disagree	0	0.00	0.00	
Does Not Apply or Do Not Know	9	30.00	32.14	
No Response	2	6.67		

Total Responses : 30

**Science**

Response	Num Responses	Raw %	Adjusted %		20	40	60	80
Strongly Agree	3	10.00	11.11					
Agree	4	13.33	14.81					
Disagree	0	0.00	0.00					
Strongly Disagree	0	0.00	0.00					
Does Not Apply or Do Not Know	20	66.67	74.07					
No Response	3	10.00						

Total Responses : 30

#### Social Studies

Response	Num Responses	Raw %	Adjusted %		20	40	60	80
Strongly Agree	4	13.33	14.81					
Agree	9	30.00	33.33					
Disagree	0	0.00	0.00					
Strongly Disagree	0	0.00	0.00					
Does Not Apply or Do Not Know	14	46.67	51.85					
No Response	3	10.00						

Total Responses : 30

#### 66. I teach my students that serving others is an important part of being Catholic.

Response	Num Responses	Raw %	Adjusted %		20	40	60	80
Strongly Agree	15	50.00	50.00					
Agree	10	33.33	33.33					
Disagree	0	0.00	0.00					
Strongly Disagree	0	0.00	0.00					
Does Not Apply or Do Not Know	5	16.67	16.67					
No Response	0	0.00						

Total Responses : 30

#### 67. I listen to my student's opinions when planning service projects.

Response	Num Responses	Raw %	Adjusted %		20	40	60	80
Strongly Agree	5	16.67	16.67					
Agree	4	13.33	13.33					
Disagree	0	0.00	0.00					
Strongly Disagree	0	0.00	0.00					
Does Not Apply or Do Not Know	21	70.00	70.00					
No Response	0	0.00						

Total Responses : 30

#### 68. My students enjoy serving others.

Response	Num Responses	Raw %	Adjusted %		20	40	60	80
Strongly Agree	6	20.00	20.00					
Agree	15	50.00	50.00					
Disagree	2	6.67	6.67					
Strongly Disagree	0	0.00	0.00					
Does Not Apply or Do Not Know	7	23.33	23.33					
No Response	0	0.00						

Total Responses : 30

#### 69. This school promotes serving others.

Response	Num Responses	Raw %	Adjusted %		20	40	60	80
Strongly Agree	12	40.00	40.00					

Agree	15	50.00	50.00		
Disagree	2	6.67	6.67		
Strongly Disagree	0	0.00	0.00		
Does Not Apply or Do Not Know	1	3.33	3.33		
No Response	0	0.00			

Total Responses : 30

**73. I am pleased with the quality of feedback that I receive from administration about my performance**

Response	Num Responses	Raw %	Adjusted %	20	40	60	80
Strongly Agree	10	33.33	33.33				
Agree	18	60.00	60.00				
Disagree	2	6.67	6.67				
Strongly Disagree	0	0.00	0.00				
Does Not Apply or Do Not Know	0	0.00	0.00				
No Response	0	0.00					

Total Responses : 30

**74. My administrators recognize me for a job well done.**

Response	Num Responses	Raw %	Adjusted %	20	40	60	80
Strongly Agree	11	36.67	36.67				
Agree	16	53.33	53.33				
Disagree	2	6.67	6.67				
Strongly Disagree	0	0.00	0.00				
Does Not Apply or Do Not Know	1	3.33	3.33				
No Response	0	0.00					

Total Responses : 30

**75. I am pleased with the degree to which teachers and staff show concern for student learning and the general welfare of students.**

Response	Num Responses	Raw %	Adjusted %	20	40	60	80
Strongly Agree	14	46.67	46.67				
Agree	14	46.67	46.67				
Disagree	0	0.00	0.00				
Strongly Disagree	0	0.00	0.00				
Does Not Apply or Do Not Know	2	6.67	6.67				
No Response	0	0.00					

Total Responses : 30

**76. I am pleased with the extent to which my co-workers stimulate and support me in my work.**

Response	Num Responses	Raw %	Adjusted %	20	40	60	80
Strongly Agree	11	36.67	36.67				
Agree	15	50.00	50.00				
Disagree	3	10.00	10.00				
Strongly Disagree	0	0.00	0.00				
Does Not Apply or Do Not Know	1	3.33	3.33				
No Response	0	0.00					

Total Responses : 30

**77. I am pleased with the degree to which parents show concern for their child's learning.**

Response	Num Responses	Raw %	Adjusted %	20	40	60	80
Strongly Agree	10	33.33	33.33				
Agree	17	56.67	56.67				

<b>Disagree</b>	2	6.67	6.67	
<b>Strongly Disagree</b>	0	0.00	0.00	
<b>Does Not Apply or Do Not Know</b>	1	3.33	3.33	
<b>No Response</b>	0	0.00		

**Total Responses : 30**

**78. I am pleased with the extent to which parents support me in my work.**

<b>Response</b>	<b>Num Responses</b>	<b>Raw %</b>	<b>Adjusted %</b>		20	40	60	80
<b>Strongly Agree</b>	6	20.00	20.69					
<b>Agree</b>	22	73.33	75.86					
<b>Disagree</b>	0	0.00	0.00					
<b>Strongly Disagree</b>	0	0.00	0.00					
<b>Does Not Apply or Do Not Know</b>	1	3.33	3.45					
<b>No Response</b>	1	3.33						

**Total Responses : 30**